

**Format of holding of specified securities**Name of Listed Entity: **LA TIM METAL & INDUSTRIES LIMITED**Scrip Code: **505693** Name of Scrip : **LATIMMETAL** Class of Security : **Equity**

Share Holding Pattern Filed under : Reg. 31(1)(a)/Reg.31(1)(b)/Reg.31 (1) ( c)

a.If under 31 (1)(b) then indicate the report for quarter ending : 30-06-2017

b. If under 31(1)(c) then indicate date of allotment/extinguishment:

Declaration: The Listed entity is required to submit the following declaration to the extent of submission of information:-

	<b>Particulars</b>	<b>Yes*</b>	<b>No*</b>
1	Whether the Listed Entity has issued any partly paid up shares?		No*
2	Whether the Listed Entity has issued any Convertible Securities or Warrants?	Yes*	
3	Whether the Listed Entity has any shares against which depository receipts are issued?		No*
4	Whether the Listed Entity has any shares in locked-in?	Yes*	
5	Whether any shares held by promoters are pledge or otherwise encumbered?		No*

\* If the Listed Entity selects the option 'No' for the questions above, the columns for the partly paid up shares, Outstanding Convertible Securities/Warrants, depository receipts, locked-in shares, No of shares pledged or otherwise encumbered by promoters, as applicable, shall not be displayed at the time of dissemination on the Stock Exchange website. Also wherever there is 'No' declared by Listed Entity in above table the values will be considered as 'Zero' by default on submission of the format of holding of specified securities.

5 The tabular format for disclosure of holding of specified securities is as follows:-





Table I - Summary statement holding of specified securities

Category (I)	Category of shareholder (II)	Nos of shareholders (III)	No of fully paid-up equity shares held (IV)	No of Partly paid-up equity shares held (V)	No of shares underlying Depository Receipts (VI)	Total nos. shares held (VII) = (IV)+(V)+(VI)	Shareholding as a % of total no. of shares(calculated as per SCRR, 1957 (VIII) As a % of (A+B+C2)	Number of Voting Rights held in each class of securities (IX)				No of shares Underlying Outstanding convertible securities (Including Warrants) (X)	Shareholding, as a % assuming full conversion of convertible securities (as a percentage of diluted share capital) (XI) = (VII)/(A+B+C2)	Number of Locked in shares (XII)		Number of shares pledged or otherwise encumbered (XIII)		Number of equity shares held in dematerialized form (XIV)	
								No of Voting Rights			Total as a % of (A+B+C)			No. (a)	As a % of total shares held (b)	No. (a)	As a % of total shares held (b)		
								Class eg: X	Class eg: Y	Total									
(A)	Promoter & Promoter Group	9	1961085	0	0	1961085	60.80	1961085	0	1961085	60.80	2479000	71.68	1098170	56.00	0	0	1961085	
(B)	Public	1700	1264290	0	0	1264290	39.20	1264290	0	1264290	39.20	4900000	28.32	334750	26.48	NA	0	949165	
(C)	Non Promoter- Non Public	0	0	0	0	0	0	0	0	0	0.00	0	0	0	0	0	0	0	
(C1)	Shares underlying DRs	0	0	0	0	0	0	0	0	0	0.00	0	0	0	0	0	0	0.00	0
(C2)	Shares held by Employee Trusts	0	0	0	0	0	0	0	0	0	0.00	0	0	0	0	0	0	0.00	0
	<b>Total</b>	<b>1709</b>	<b>3225375</b>	<b>0</b>	<b>0</b>	<b>3225375</b>	<b>100.00</b>	<b>3225375</b>	<b>0</b>	<b>3225375</b>	<b>100.00</b>	<b>2969000</b>	<b>100.00</b>	<b>1432920</b>	<b>44.43</b>	<b>0</b>	<b>0.00</b>	<b>2910250</b>	



**Table II - Statement showing shareholding pattern of the Promoter and Promoter Group**

(1)	Category & Name of the shareholders (I)	PAN (II)	Nos of shareholder (III)	No of fully paid-up equity shares held (IV)	Partly paid-up equity shares held (V)	No of shares underlying Depository Receipts (VI)	Total nos. shares held (VII) = (IV)+(V)+(VI)	Shareholding as a % of total no. of shares(calculated as per SCRR, 1957) As a % of (A+B+C2) (VIII)	Number of Voting Rights held in each class of securities (IX)			No of shares Underlying Outstanding convertible securities (Including Warrants) (X)	Shareholding, as a % assuming full conversion of convertible securities	Number of Locked in shares (XII)		Number of shares pledged or otherwise encumbered (XIII)		Number of equity shares held in dematerialized form (XIV)	
									No of Voting Rights					Total as a % of Total Voting Rights	No. (a)	As a % of total shares held (b)	No. (a)		As a % of total shares held (b)
									Class eg: X	Class eg: Y	Total								
(1)	Indian																		
(a)	Individuals/H.U.F		9	1961085	0	0	1961085	60.80	1961085	0	1961085	60.80	2479000	71.68	1098170	56.00	0	0.00	1961085
1	JALPA KARNA TIMBADIA	AFSPD6661D		316250	0	0	316250	9.81	316250	0	316250	9.81	272500	9.50	275585	87.14	0	0.00	316250
2	KARTIK MAGANLAL TIMBADIA	AAAPT9456F		267710	0	0	267710	8.30	267710	0	267710	8.30	272500	8.72	267710	100.00	0	0.00	267710
3	PARTH RAHUL TIMBADIA	ADNPT5421G		208875	0	0	208875	6.48	208875	0	208875	6.48	350000	9.02	138875	66.49	0	0.00	208875
4	RAHUL MAGANLAL TIMBADIA	ABXPT5258P		752250	0	0	752250	23.32	752250	0	752250	23.32	0	12.14	0	0	0	0.00	752250
5	AMITA TIMBADIA	ACWPT8952E		84000	0	0	84000	2.60	84000	0	84000	2.60	316000	6.46	84000	100.00	0	0.00	84000
6	ALMITRA TIMBADIA	AGYPC6411H		83000	0	0	83000	2.57	83000	0	83000	2.57	317000	6.46	83000	100.00	0	0.00	83000
7	RADHIKA TIMBADIA	AFFPT5377M		83000	0	0	83000	2.57	83000	0	83000	2.57	317000	6.46	83000	100.00	0	0.00	83000
8	KARNA TIMBADIA	ACVPT4109Q		83000	0	0	83000	2.57	83000	0	83000	2.57	317000	6.46	83000	100.00	0	0.00	83000
9	SUCHITA TIMBADIA	ABJPT3129M		83000	0	0	83000	2.57	83000	0	83000	2.57	317000	6.46	83000	100.00	0	0.00	83000
(b)	Central/State Government(s)			0	0	0	0	0.00	0	0	0	0.00	0	0	0	0	0	0.00	0
	Name (xyz ....)																		
(c)	Financial Institutions/Banks			0	0	0	0	0.00	0	0	0	0.00	0	0	0	0	0	0.00	0
	Name (xyz ....)																		
(d)	Any Other (Specify)																		
	Sub- Total (A)(1)		9	1961085	0	0	1961085	60.80	1961085	0	1961085	60.80	2479000	71.68	1098170	56.00	0	0.00	1961085
(2)	Foreign																		
(a)	Individuals (Non-Resident Individuals/ Foreign Individuals)			0	0	0	0	0.00	0	0	0	0	0	0	0	0	0	0.00	0
	Name (xyz ....)																		
(b)	Government			0	0	0	0	0.00	0	0	0	0	0	0	0	0	0	0.00	0
	Name (xyz ....)																		
(c)	Institutions			0	0	0	0	0.00	0	0	0	0	0	0	0	0	0	0.00	0
	Name (xyz ....)																		
(d)	Foreign Portfolio Investor			0	0	0	0	0.00	0	0	0	0	0	0	0	0	0	0.00	0
	Name (xyz ....)																		
(e)	Any Other (Specify)			0	0	0	0	0.00	0	0	0	0	0	0	0	0	0	0.00	0
	a) Bodies Corporate																		
	i																		
	ii																		
	iii)																		
	Sub- Total (A)(2)		0	0	0	0	0	0	0	0	0	0	0	0	0	0	0	0	0
	Total Shareholding of Promoter and Promoter Group (A)=(A)(1)+(A)(2)		9	1961085	0	0	1961085	60.80	1961085	0	1961085	60.80	2479000	71.68	1098170	56.00	0	0.00	1961085




Table III - Statement showing shareholding pattern of the Public Shareholder

Category & Name of the shareholders (I)	PAN (II)	Nos of shareholder (III)	No of fully paid-up equity shares held	Partly paid-up equity shares	No of shares underlying	Total nos. shares held (IV)+(V)+(VI)	Shareholding as a % of total no. of shares(calcul)	Number of Voting Rights held in each			No of shares Underlying	Total Shareholding, as a %	Number of Locked		Number of shares pledged		Number of equity shares held in	
								No of Voting Rights					Total as a % of Total	No. (a)	As a % of total shares	No. (No applicable) (a)		As a % of total shares held
								Class eg: X	Class eg: Y	Total								
<b>Institutions</b>																		
(1)																		
(a) Mutual Fund/UTI		0	0	0	0	0	0.00	0	0	0	0	0	0	0	0	0	0	0
(b) Venture Capital Funds		0	0	0	0	0	0.00	0	0	0	0	0	0	0	0	0	0	0
Name (xyz ....)																		
(c) Alternate Investment Funds		0	0	0	0	0	0.00	0	0	0	0	0	0	0	0	0	0	0
Name (xyz ....)																		
(d) Foreign Venture Capital Investors		0	0	0	0	0	0.00	0	0	0	0	0	0	0	0	0	0	0
Name (xyz ....)																		
(e) Foreign Portfolio Investors		0	0	0	0	0	0.00	0	0	0	0	0	0	0	0	0	0	0
Name (xyz ....)																		
(f) Financial Institutions Banks		3	4800	0	0	4800	0.15	4800	0	4800	0.15	0	0	0	0	0	0	0
Name (xyz ....)																		
(g) Insurance Companies		2	23550	0	0	23550	0.73	23550	0	23550	0.73	0	0	0	0	0	0	0
(h) Provident Funds/Pension Funds		0	0	0	0	0	0.00	0	0	0	0	0	0	0	0	0	0	0
Name (xyz ....)																		
(i) Any Other (specify)		0	0	0	0	0	0.00	0	0	0	0	0	0	0	0	0	0	0
i)Central/State Government(s)																		
1) Foreign Institutional Investors		0	0	0	0	0	0.00	0	0	0	0	0	0	0	0	0	0	0
<b>Sub- Total (B)(1)</b>		<b>5</b>	<b>28350</b>	<b>0</b>	<b>0</b>	<b>28350</b>	<b>0.88</b>	<b>28350</b>	<b>0</b>	<b>28350</b>	<b>0.88</b>	<b>0</b>	<b>0</b>	<b>0</b>	<b>0</b>	<b>0</b>	<b>0</b>	<b>22700</b>
<b>(2) Central Government/State Government(s)/President of India</b>																		
Name (xyz ....)																		
<b>Sub- Total (B)(2)</b>		<b>0</b>	<b>0</b>	<b>0</b>	<b>0</b>	<b>0</b>	<b>0.00</b>	<b>0</b>	<b>0</b>	<b>0</b>	<b>0</b>	<b>0</b>	<b>0</b>	<b>0</b>	<b>0</b>	<b>0</b>	<b>0</b>	<b>0</b>
<b>(3) Non- Institutions</b>																		
(a) Individuals -																		
i. Individual shareholders holding nominal share capital up to Rs.2 lakhs		1649	559358	0	0	559358	17.34	559358	0	559358	17.34	0	9.03	20000	3.58	NA		262233
ii. Individual shareholders holding nominal share capital in excess of Rs.2 lakhs		3	161153	0	0	161153	5.00	161153	0	161153	5.00	0	2.60	0	0.00	NA		161153
1 SHYAM KISANGOPAL LAKHANI	AAAPL6989K		59929	0	0	59929	1.86	59929	0	59929	1.86	0	0.97	0	0	NA		59929
2 PRATIMA DILIP PAREKH	AGKPP4559R		79674	0	0	79674	2.47	79674	0	79674	2.47	0	1.29	0	0	NA		79674
(b) NBFCs registered with RBI			0	0	0	0	0.00	0	0	0	0.00	0	0.00	0	0	NA		0
Name (xyz ....)																		
(c) Employee Trust			0	0	0	0	0.00	0	0	0	0.00	0	0.00	0	0	NA		0
Name (xyz ....)																		
(d) Overseas Depositories (holding DRs)			0	0	0	0	0.00	0	0	0	0.00	0	0.00	0	0	NA		0
(balancing figure)																		
Name (xyz ....)																		
(e) Trusts		1	100	0	0	100	0.00	100	0	100	0.00	0	0.00	0	0	NA		100
(f) NRI Non Repatriable		9	3050	0	0	3050	0.09	3050	0	3050	0.09	0	0.05	0	0	NA		50
(g) Overseas Corporate Bodies		1	71300	0	0	71300	2.21	71300	0	71300	2.21	0	1.15	0	0	NA		71300
1 EON INVESTMENT LIMITED	AABCE8224C		71300	0	0	71300	2.21	71300	0	71300	2.21	0	1.15	0	0	NA		71300
(i) Hindu Undivided Families		11	11751	0	0	11751	0.36	11751	0	11751	0.36	0	0.19	0	0	NA		114511
(j) Bodies Corporate		21	429228	0	0	429228	13.31	429228	0	429228	13.31	490000	14.84	314750	73.33	NA		420178
1 JAVERI FISCAL SERVICES LTD	AAACJ2577L		42000	0	0	42000	1.30	42000	0	42000	1.30	0	0.68	0	0	NA		42000
2 PRECEL SOLUTION PRIVATE LIMITED	AACCP2066J		145000	0	0	145000	4.50	145000	0	145000	4.50	145000	4.68	145000	100	NA		145000
3 EXCELLENCE FINANCE PRIVATE LIMITED	AABCE7869B		145000	0	0	145000	4.50	145000	0	145000	4.50	145000	4.68	145000	100	NA		145000
4 NCM INTERNATIONAL PVT LTD	AAACNI543L		33895	0	0	33895	1.05	33895	0	33895	1.05	0	0.55	0	0	NA		33895
<b>Sub- Total (B)(3)</b>		<b>1695</b>	<b>1235940</b>	<b>0</b>	<b>0</b>	<b>1235940</b>	<b>38.32</b>	<b>1235940</b>	<b>0</b>	<b>1235940</b>	<b>38.32</b>	<b>490000</b>	<b>27.86</b>	<b>334750</b>	<b>27.08</b>	<b>NA</b>		<b>926465</b>
<b>Total Public Shareholding</b>																		
<b>(B)=(B)(1)+(B)(2)+(B)(3)</b>		<b>1700</b>	<b>1264290</b>	<b>0</b>	<b>0</b>	<b>1264290</b>	<b>39.20</b>	<b>1264290</b>	<b>0</b>	<b>1264290</b>	<b>39.20</b>	<b>490000</b>	<b>28.32</b>	<b>334750</b>	<b>26.48</b>	<b>NA</b>		<b>949165</b>




Table IV - Statement showing shareholding pattern of the Non Promoter-Non Public Shareholder

Category & Name of the shareholders (I)	PAN (II)	Nos of shareholder (III)	No of fully paid-up equity shares held (IV)	Partly paid-up equity shares held (V)	No of shares underlying Depository Receipts (VI)	Total nos. shares held (VII) = (IV)+(V)+(VI)	Shareholding as a % of total no. of shares(calculated as per SCRR, 1957) As a % of (A+B+C2) (VIII)	Number of Voting Rights held in each			Total as a % of Total Voting Rights	No of shares Underlying Outstanding convertible securities (Including Warrants) (X)	Total Shareholding, as a % assuming full conversion of convertible securities (as a percentage of diluted	Number of Locked		Number of shares pledged		Number of equity shares held in dematerialized form (XIV)
								Class eg: X	Class eg: Y	Total				No.	As a % of total shares held	No. (Not applicable)	As a % of total shares held (Not applicable)	
(1) Custodian/DR Holder		0	0	0	0	0	0					0	0	0	0	0	0	0
(a) Name of DR Holder (If available)																		
(i) abc.....																	NA	
(ii) efg.....																	NA	
(2) Employee Benefit Trust (Under SEBI (Share based Employee Benefit) Regulations, 2014)		0	0	0	0	0	0					0	0	0	0	0	0	0
(a) Name (abc.....)																	NA	
<b>Total Non-Promoter - Non Public Shareholding (C)=(C)(1)+(C)(2)</b>		<b>0</b>	<b>0</b>	<b>0</b>	<b>0</b>	<b>0</b>	<b>0</b>					<b>0</b>	<b>0</b>	<b>0</b>	<b>0</b>	<b>0</b>	<b>0</b>	<b>0</b>

